












SPEED LIMIT
5
MPH

LEGEND

- | | | | |
|---|-----------------------|--|--------------------------|
|  | FULL HOOKUP |  | CAMPING CABIN |
|  | WATER & ELECTRIC |  | S - SINGLE
D - DOUBLE |
|  | NO HOOKUP |  | CAMPING COTTAGE |
|  | TENT NO HOOKUP |  | ACCESSIBLE PARKING |
|  | TENT WATER & ELECTRIC | | DUMP STATION |

Cabin D